



idealTM

BUDDY

COLOURFUL
— NOTEBOOKS —

WITH VIDEO AND STICKER FOR
PRE-PRIMARY


IDEAL[®]
Get Involved

List of Books

ENGLISH

- English Notebook 1
- English Notebook 2
- English Notebook 3
- English Notebook 4
- English Notebook 5

MATH


- Math Notebook 1
- Math Notebook 2
- Math Notebook 3
- Math Notebook 4
- Math Notebook 5

ગુજરાતી

- ગુજરાતી નોટબુક ૧
- ગુજરાતી નોટબુક ૨

हिन्दी

- हिन्दी नोटबुक १
- हिन्दी नोटबुक २



About the book

Writing in notebook helps children to improve their handwriting skills. Developing writing skills at an early age will help a child achieve better academic performance.

In this book, writing practice has been provided with relevant pictures to help children understand the word, letter, sentence or concept they are writing.

To make the learning holistic, the book has Fun Zone*.

Unique Features of the Book:



Colourful Pictures to improve handwriting and develop comprehension skills.



Time to Know

This page is for practicing the topic with the teacher.



Time to Recall

This page is for revision of the same topic and can be done independently.



Activities for revision – At regular intervals revision activities are given for reinforcement.



Fun Zone is filled with *Animated Videos** of Concepts to make learning fun. *Magical Videos** of rhymes and stories recorded in beautiful background with teacher and children to encourage children to sing, recite and participate. Exciting fun-filled, colourful activities



Rhymes with videos – Videos of Rhymes will help children recite with correct pronunciation and enjoy reciting with action.



Stickers to make learning engaging and exciting.

◆ **Magical videos of rhymes and stories are recorded with Kidsera*

◆ **Digital Content powered by PopKorn*


Happy
Writing





Glimpse of Some Books





Writing practice and revision of Capital Letters A-Z.

Fun zone for rhymes, stories and activities for language development.

INDEX

No.	Content
1	Patterns
2	Trace and Write the Letter 'A'.
3	Trace and Write the Letter 'B'.
4	Trace and Write the Letter 'C'.
5	Trace and Write the Letter 'D'.
6	Trace and Write the Letter 'E'.
7	Match the Letters (A-E).
8	Circle the Same Letters.
9	Trace and Write the Letter 'F'.
10	Trace and Write the Letter 'G'.
11	Trace and Write the Letter 'H'.
12	Trace and Write the Letter 'I'.
13	Trace and Write the Letter 'J'.
14	Match the Letters (F-J).
15	Trace beginning sound of given picture.
16	Trace and Write the Letters.
17	Trace and Write the Letter 'K'.
18	Trace and Write the Letter 'L'.
19	Trace and Write the Letter 'M'.
20	Trace and Write the Letter 'N'.
21	Trace and Write the Letter 'O'.
22	Match the Letters (K-O).
23	Circle the Same Letters.
24	Trace and Write the Letters.
25	Trace and Write the Letter 'P'.
26	Trace and Write the Letter 'Q'.
27	Trace and Write the Letter 'R'.

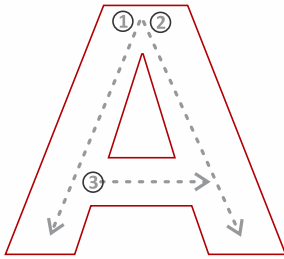
No.	Content
28	Trace and Write the Letter 'S'.
29	Trace and Write the Letter 'T'.
30	Match the Letters (P-T).
31	Circle the beginning letter of the picture.
32	Trace and Write the Letters
33	Trace and Write the Letter 'U'.
34	Trace and Write the Letter 'V'.
35	Trace and Write the Letter 'W'.
36	Trace and Write the Letter 'X'.
37	Trace and Write the Letter 'Y'.
38	Trace and Write the Letter 'Z'.
39	Trace beginning sound of given picture.
40	Circle the Same Letters.
41	Trace and Write the Letters.
42	Trace the Letters A-Z
43	Match the letter to the correct picture.
44	Write the letters A-Z
45	Fun Zone
46	Meet the Penguin!
47	Get ready to March with the Ants !
48	Let's be friends with The Butterfly!
49	Will the Fox get the Grapes ?
50	Should the Tortoise race the Rabbit ?
51	Alphabet Maze
52	Colour the Letters (A-Z)
53	Connect the letters to the pictures.
54	Stickers



Activity in Class

PAGE NO. : 6

DATE : _____



APPLE



AEROPLANE

Trace and write the letter 'A'



Teacher's Sign.

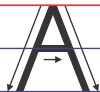




Activity at Home

PAGE NO. : 7

DATE : _____



Stick the pictures below.



PASTE
THE PICTURE
HERE

APPLE

PASTE
THE PICTURE
HERE

AEROPLANE



Teacher's Sign.

English
Notebook-1





Revision Activity

PAGE NO. : 28

DATE : _____

Match the letters (A-E). (one is done)



A



C



B



A



C



E



D



B



E



D

Trace the letters (A-E).

A

B

C

D

E



Teacher's Sign.

English
Notebook-1



Get ready to March with the Ants



Scan QR and
see the video

Ants go marching
One by one... hurrah... hurrah...
Ants go marching
One by one, and little one,
Stops to suck his thumb,
They all go marching
One by one... hurrah... hurrah.
Ants go marching...



STICKERS





Writing practice and capital letters by pattern.

Fun zone for rhymes, stories and activities for language development.

INDEX*

No.	Content
1	Patterns - Standing Line and Sleeping Line
2	Letter L
3	Letter T
4	Letter I
5	Letter F
6	Letter E
7	Letter H
8	Activity
9	Slanting Lines / Up and Down Patterns
10	Letter A
11	Letter N
12	Letter M
13	Letter V
14	Letter W
15	Write the letter for the given picture
16	Match the same letter pictures
17	See the picture and write the correct letter
18	Match the letters
19	Letter K
20	Letter X
21	Letter Y
22	Letter Z
23	Match the letters to the pictures
24	Circle 'M' letter picture, Square 'Y' letter picture
25	Trace & colour the letters
26	See the picture and write the correct letter
27	Patterns - Curved Lines
28	Letter U

No.	Content
29	Letter C
30	Letter G
31	Letter Q
32	Letter P
33	Trace & colour the letters
34	Match the letters
35	Match the letters to the pictures
36	See the picture and write the correct letter
37	Letter B
38	Letter R
39	Letter D
40	Letter O
41	Letter Q
42	Letter S
43	Letter J
44	Match the pictures to their letters
45	Match the letters'
46	Circle the letter P & J
47	Trace & colour the letters
	FunZone
48	Baa Baa Black Sheep
49	1,2,3,4,5
50	The Greedy Dog
51	The Thirsty Crow
52	Letter Maze
	Stickers

*Tentative flow of the content

Preview of Index of other Notebooks. ➔



Writing practice and revision of small letters a-z.


Fun zone for rhymes, stories and activities for language development.

INDEX

No.	Content
1	Patterns
2	Trace and write the letter 'a'.
3	Trace and write the letter 'b'.
4	Trace and write the letter 'c'.
5	Trace and write the letter 'd'.
6	Trace and write the letter 'e'.
7	Match the letters. (a - e)
8	Circle the matching letters.
9	Trace and write the letters. (a-e)
10	Trace and write the letter 'f'.
11	Trace and write the letter 'g'.
12	Trace and write the letter 'h'.
13	Trace and write the letter 'i'.
14	Trace and write the letter 'j'.
15	Match the letters. (f - j)
16	Trace the beginning sound.
17	Trace the letters. (f - j)
18	Trace and write the letter 'k'.
19	Trace and write the letter 'l'.
20	Trace and write the letter 'm'.
21	Trace and write the letter 'n'.
22	Trace and write the letter 'o'.
23	Match the letters. (k - o)
24	Circle the matching letters.
25	Trace the letters. (k - o)
26	Trace and write the letter 'p'.
27	Trace and write the letter 'q'.

No.	Content
28	Trace and write the letter 'r'.
29	Trace and write the letter 's'.
30	Trace and write the letter 't'.
31	Match the letters. (p - t)
32	Circle the matching letters.
33	Trace and write the letters. (q - t)
34	Trace and write the letter 'u'.
35	Trace and write the letter 'v'.
36	Trace and write the letter 'w'.
37	Trace and write the letter 'x'.
38	Trace and write the letter 'y'.
39	Trace and write the letter 'z'.
40	Trace beginning sound of given picture.
41	Circle the matching letters.
42	Trace and write the letters. (u - z)
43	Trace letters a-z.
44	Match the letter to the correct picture.
45	Write letters a-z.
46	Fun Zone
47	Join dots a - z and colour the picture.
48	Bath everyday!
49	Mother's pet, is that you?
50	Trace the letters on the track.
51	Letters at the Farm.
52	Who do you think is smarter
53	Can the tiny mouse help the mighty lion?
54	My playmat!

Preview of Index of other Notebooks. ➔



Writing practice and revision of CVC words.

Fun zone for rhymes, stories and activities for language development.

INDEX

No.	Content
1	Book & Preface
2	Trace the letters A to Z.
3	Write the letters A to Z.
4	Trace the letters a to z
5	Write the letters a to z
6	Write the vowels.
7	Trace and read the word families.
8	CVC words with vowel 'a' : Read & write 'at'.
9	CVC words with vowel 'a' : Read & write 'am'.
10	CVC words with vowel 'a' : Read & write 'ad'.
11	CVC words with vowel 'a' : Read & write 'ag'.
12	CVC words with vowel 'a' : Read & write 'an'.
13	CVC words with vowel 'a' : Read & write 'ap'.
14	Match the word to the correct picture.
15	See the picture and complete the word.
16	CVC words with vowel 'e' : Read & write 'ed'.
17	CVC words with vowel 'e' : Read & write 'eg'.
18	CVC words with vowel 'e' : Read & write 'en'.
19	CVC words with vowel 'e' : Read & write 'et'.
20	See the picture and circle the correct word
21	CVC words with vowel 'i' : Read & write 'ib'.
22	CVC words with vowel 'i' : Read & write 'it'.
23	CVC words with vowel 'i' : Read & write 'id'.
24	CVC words with vowel 'i' : Read & write 'ig'.
25	CVC words with vowel 'i' : Read & write 'in'.
26	CVC words with vowel 'i' : Read & write 'ip'.
27	CVC words with vowel 'i' : Read & write 'ix'.
28	Match the words.
29	Write the missing letter.

No.	Content
30	Circle the words from the same family.
31	CVC words with vowel 'o' : Read & write 'og'.
32	CVC words with vowel 'o' : Read & write 'od'.
33	CVC words with vowel 'o' : Read & write 'ot'.
34	CVC words with vowel 'o' : Read & write 'op'.
35	CVC words with vowel 'o' : Read & write 'ox'.
36	CVC words with vowel 'o' : Read & write 'ob'.
37	Match the word to the correct picture.
38	See the picture and complete the word.
39	CVC words with vowel 'u' : Read & write 'ut'.
40	CVC words with vowel 'u' : Read & write 'ub'.
41	CVC words with vowel 'u' : Read & write 'um'.
42	CVC words with vowel 'u' : Read & write 'un'.
43	CVC words with vowel 'u' : Read & write 'up'.
44	CVC words with vowel 'u' : Read & write 'ug'.
45	See the picture and circle the correct word
46	Match the words of same family.
47	Read and write the sight words.
48	Read the word and colour the matching word.
49	Match the words.
50	See the picture and tick the correct sentence.
51	Read the sentence and tick the correct picture.
52	Funzone
53	BRUSH YOUR TEETH
54	ROW...ROW...ROW...
55	Goldilocks
56	The Greedy Dog
57	Crossword
58	My Word Wall

Preview of Index of other Notebooks. →



Writing practice and revision of Blends and Digraphs.


Fun zone for rhymes, stories and activities for language development.

INDEX

No.	Content
1	Trace the Letters A to Z
2	Write the letters A to Z
3	Trace the Letters a to z
4	Write the letters a to z
5	Read and write the 'sn' words
6	Read and write the 'sk' words.
7	Read and write the 'sm' words.
8	Read and write the 'sp' words.
9	Read and write the 'sw' words.
10	See the picture and write the word.
11	Match the picture to the word.
12	Read and write the 'pl' words.
13	Read and write the 'bl' words.
14	Read and write the 'cl' words.
15	Read and write the 'gl' words.
16	Read and write the 'fl' words.
17	Read and write the 'sl' words.
18	See the picture and write the word.
19	Write 2 words with the same blend.
20	Read and write the 'dr' words.
21	Read and write 'cr' the words.
22	Read and write the 'fr' words.
23	Read and write the 'pr' words.
24	Read and write the 'br' words.
25	Read and write the 'gr' words.
26	Read and write the 'tr' words.
27	Write words for the given blend
28	See the picture and write the word
29	Read and write the 'nd' words.
30	Read and write the 'mp' words.
31	Read and write the 'sk' words.
32	Read and write the 'lk' words.
33	Read and write the 'nt' words.
34	Read and write the 'ft' words.
35	Read and write the 'st' words.
36	Read and write the 'lt' words.

No.	Content
37	Read and write the 'ng' words.
38	Write words for the given Terminal Blend.
39	Write the word for the given picture.
40	Read and write the words with 'ai'.
41	Read and write the words with 'ay'.
42	Read and write the words with 'ee'.
43	Read and write the words with 'ea'.
44	Read and write the words with 'ie'.
45	Read and write the words with 'igh'.
46	Read and write the words with 'oa'.
47	Read and write the words with 'ow'.
48	Read and write the words with 'ew'.
49	Read and write the words with 'ue'.
50	Read and write the words with 'oo'.
51	Write words for given long vowel sound.
52	Write the word and its long vowel sound.
53	Read and write the words with 'th'
54	Read and write the words with 'ch'
55	Read and write the words with 'wh'
56	Read and write the words with 'sh'
57	Read and write the words with 'ck'
58	Read and write the words with 'ng'
59	Read and write the words with 'nk'
60	Words with the same consonant digraph.
61	See the picture and write the word.
62	Read and write the sight words.
63	Read and write the sight words.
64	Read and write the sight words.
65	FunZone
66	Was Humpty Dumpty put together
67	Do you love your Mummy & Daddy
68	Who is smarter, Ant or the Grasshopper?
69	Can tiny Mouse help the mighty Lion?
70	Word Wall
71	Colour the given sight words.

Preview of Index of other Notebooks. ➔




Writing practice and revision of Numbers 1 to 20.

Fun zone for pre-math and activities for logical thinking skills.

INDEX

No.	Content
1	Trace and write 1.
2	Trace and write 2.
3	Trace and write 3.
4	Trace and write 4.
5	Trace and write 5.
6	Count, trace and write the numbers.
7	Match the numbers.
8	Count and trace the correct number.
9	Trace and write 6.
10	Trace and write 7.
11	Trace and write 8.
12	Trace and write 9.
13	Trace and write 10.
14	Trace and write the numbers 6 to 10.
15	Match the numbers.
16	Count and match.
17	Count and colour the correct number.
18	Count and Match.
19	Trace numbers 1 to 10.
20	Write numbers 1 to 10.
21	Count & write the correct number in the box.
22	Trace and write 11.
23	Trace and write 12.
24	Trace and write 13.
25	Trace and write 14.
26	Trace and write 15.
27	Trace and write the numbers 11 to 15.
28	Match the numbers.
29	Colour the matching number.

No.	Content
30	Count and colour the correct number.
31	Count and circle the correct number.
32	Trace and write 16.
33	Trace and write 17.
34	Trace and write 18.
35	Trace and write 19.
36	Trace and write 20.
37	Match the numbers.
38	Colour the shape with the given numbers.
39	Trace and write numbers 16 to 20.
40	Count and write the number.
41	Write Numbers 1 to 10.
42	Write Numbers 11 to 20.
43	Read the number and colour as many.
44	Complete the sequence.
45	Trace numbers 1 to 20.
46	Write Numbers 1 to 20.
47	Fun Zone
48	Park the car by its colour.
49	Colour the objects as instructed
50	Trace and colour the Square and Triangles.
51	Colour all the squares and triangles.
52	Trace and colour the Circle.
53	Fill colour in the circle shaped balloons.
54	Colour as instructed.
55	Connect numbers 1 to 10 & colour.
56	Connect Numbers 1 to 20 & colour.
57	Stickers



TEN



Trace and write 10.



Teacher's Sign.





Page No : 17

Date : _____



Stick **10** smileys here.




Teacher's Sign.

Math
Notebook-1







Scan & Watch Video
to Count 1 to 10



Colours

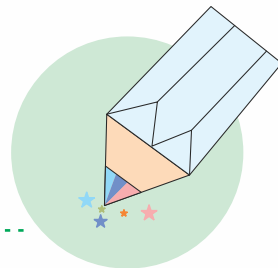


Shapes



**Join the dots and
have An Apple !**

**Join the dots to see
the Magical Pencil !**



Write numbers 1 to 20.

T

0

T

O



Teacher's Sign.

Math Notebook-1





- Say and write number 29 and 30.

29

Twenty nine



T O

T O

T O

T O

2 9

2 9

2 9

30

Thirty




3 0

3 0

3 0



Teacher's Sign.



Writing practice and revision of Numbers 1 to 50.


Fun zone for pre-math and activities for logical thinking skills.

INDEX

No.	Content
1	Say and write number 1.
2	Say and write number 2.
3	Say and write number 3.
4	Say and write number 4.
5	Say and write number 5.
6	Say and write numbers 1 to 5.
7	Count and colour the matching numbers.
8	Match the numbers.
9	Say and write number 6.
10	Say and write number 7.
11	Say and write number 8.
12	Say and write number 9.
13	Say and write number 10.
14	Count and circle the correct number.
15	Say and write the numbers 6 to 10
16	Say and write number 11.
17	Say and write number 12.
18	Say and write number 13.
19	Say and write number 14.
20	Say and write number 15.
21	Count and match with the correct number.
22	Say and write the numbers 11 to 15.
23	Say and write number 16.
24	Say and write number 17.
25	Say and write number 18.
26	Say and write number 19.
27	Say and write number 20.
28	Count and match with the correct number.
29	Say and write the numbers.
30	Say and write number 21 and 22.
31	Say and write number 23 and 24.
32	Say and write number 25 and 26.
33	Say and write number 27 and 28.
34	Say and write number 29 and 30.
35	Match the numbers.
36	Count and write.

No.	Content
37	Say and write the numbers.
38	Say and write number 31 and 32.
39	Say and write number 33 and 34.
40	Say and write number 35 and 36.
41	Say and write number 37 and 38.
42	Say and write number 39 and 40.
43	Count and write the numbers.
44	Colour the given numbers.
45	Say and write the numbers.
46	Say and write number 41 and 42.
47	Say and write number 43 and 44.
48	Say and write number 45 and 46.
49	Say and write number 47 and 48.
50	Say and write number 49 and 50.
51	Say and write the numbers.
52	Trace the numbers 1 to 30.
53	Trace the numbers 31 to 50.
54	Trace the numbers 1 to 30.
55	Trace the numbers 31 to 50.
56	Write the numbers 1 to 30.
57	Write the numbers 31 to 50.
58	Write the numbers 1 to 30.
59	Write the numbers 31 to 50.
60	Funzone
61	Complete the sequence.
62	Trace the shapes and fill colours.
63	Match the shapes.
64	Tick () the bigger object.
65	Colour the smaller shape.
66	Circle the taller object.
67	Colour the shorter object.
68	Colour the objects as shown.
69	Colour the given numbers.
70	Join the dots and colour.
71	Stickers

Preview of Index of other Notebooks. →



Writing practice and revision
of Number Operation(1 to 20).


Fun zone for pre-math and
activities for logical thinking
skills.

INDEX

No.	Content
1	Write numbers 1-10.
2	Write Numbers 11-20.
3	Write Numbers 1-20.
4	Write the missing numbers.
5	Count the objects and write the numbers.
6	Write the numbers in forward counting.
7	Write the number after.
8	Write the numbers in backward counting (10-1).
9	Write the numbers in backward counting (20-11)
10	Write the numbers in backward counting. (20-1)
11	Write the numbers in backward counting.
12	Write the number before.
13	Write the missing numbers.
14	Trace and write the number names.
15	Match the number to its name.
16	Read the name and colour the correct number.
17	Write name of the given number.
18	Ordinal numbers & mark the correct position.
19	Copy the ordinal number names.
20	Write the names of the ordinal numbers.
21	Match the ordinal number to its name.
22	Position & colour the circle to mark the position.
23	Mark the position as directed.
24	Count the objects and write the number.
25	Colour the smaller number.

No.	Content
26	Colour the box with the bigger number.
27	Match the same number of objects.
28	Count objects & put correct sign. (<,> or =)
29	Compare numbers & put correct sign. (<,> or =)
30	Add the objects and write the sum.
31	Count the objects, write the number and add.
32	Draw circles and add.
33	Add the numbers and write the sum.
34	Add and circle the correct numbers.
35	Add numbers by counting on numberline.
36	Solve the word problem.
37	Trace and write numbers 1 to 10.
38	Trace and write numbers 11 to 20.
39	Trace and write numbers 21 to 30
40	Trace and write numbers 31 to 40
41	Trace and write numbers 41 to 50
42	Complete the sequence.
43	Funzone
44	Know the numbers by its name.
45	My Number chart.
46	More the merrier.
47	Ordinal Challenge
48	Crocodile loves the bigger fish.
49	Add to see the stars.
50	Stickers

Preview of Index of other Notebooks.



Writing practice and revision of Numbers 1 to 100.


Fun zone for pre-math and activities for logical thinking skills.

INDEX

No.	Content
1	Write numbers 1 to 10
2	Write numbers 11 to 20
3	Write numbers 21 to 30
4	Write numbers 31 to 40
5	Write numbers 41 to 50
6	Write numbers 1 to 50
7	Write the missing numbers
8	Write number names 1 to 10
9	Write number names 11 to 20
10	Write numbers 51,52
11	Write numbers 53, 54
12	Write numbers 55, 56
13	Write numbers 57, 58
14	Write numbers 59, 60
15	Write numbers 61, 62
16	Write numbers 63, 64
17	Write numbers 65, 66
18	Write numbers 67, 68
19	Write numbers 69, 70
20	Write the number after.
21	Match the number to the picture.
22	Write numbers 71, 72
23	Write numbers 73, 74
24	Write numbers 75, 76
25	Write numbers 77, 78

No.	Content
26	Write numbers 79, 80
27	Write numbers 81, 82
28	Write numbers 83, 84
29	Write numbers 85, 86
30	Write numbers 87, 88
31	Write numbers 89, 90
32	Complete the sequence.
33	Write the missing numbers.
34	Write numbers 91, 92
35	Write numbers 93, 94
36	Write numbers 95, 96
37	Write numbers 97, 98
38	Write numbers 99, 100
39	Write numbers 51-100
40	Write numbers 1 to 100
41	Write numbers 1-100
42	Write the missing numbers
43	Write the missing numbers
44	Fun zone (e-learning
45	Spot the biggest object.
46	It's a guessing game.
47	Find the fitting pair
48	Find the lost number.

Preview of Index of other Notebooks. →



Writing practice and revision of Number Operation(1 to 50)

Fun zone for pre-math and
activities for logical thinking
skills.

INDEX*

No.	Content
1	Write numbers 1-50.
2	Write Numbers 11-50.
3	Write Numbers 21-50.
4	Write the missing numbers.
5	Count the objects and write the numbers.
6	Write the numbers in forward counting.
7	Write the number after.
8	Write the numbers in backward counting (50-1).
9	Write the numbers in backward counting (50-11)
10	Write the numbers in backward counting. (50-1)
11	Write the numbers in backward counting.
12	Write the number before.
13	Write the missing numbers.
14	Trace and write the number names.
15	Match the number to its name.
16	Read the name and colour the correct number.
17	Write name of the given number.
18	Ordinal numbers & mark the correct position.
19	Copy the ordinal number names.
20	Write the names of the ordinal numbers.
21	Match the ordinal number to its name.
22	Position & colour the circle to mark the position.
23	Mark the position as directed.
24	Count the objects and write the number.
25	Colour the smaller number.

No.	Content
26	Colour the box with the bigger number.
27	Match the same number of objects.
28	Count objects & put correct sign. (<, > or =)
29	Compare numbers & put correct sign. (<, > or =)
30	Add the objects and write the sum.
31	Count the objects, write the number and add.
32	Draw circles and add.
33	Add the numbers and write the sum.
34	Add and circle the correct numbers.
35	Add numbers by counting on numberline.
36	Solve the word problem.
37	Trace and write numbers 1 to 10.
38	Trace and write numbers 11 to 20.
39	Trace and write numbers 21 to 30
40	Trace and write numbers 31 to 40
41	Trace and write numbers 41 to 50
42	Complete the sequence.
43	Funzone
44	Know the numbers by its name.
45	My Number chart.
46	More the merrier.
47	Ordinal Challenge
48	Crocodile loves the bigger fish.
49	Add to see the stars.
50	Stickers

*Tentative flow of the content

Preview of Index of other Notebooks. →



ગુજરાતી

Writing practice and
સ્વર - વ્યંજન - અંકલેખન

Fun zone for story, rhyme and activities
for language development.

INDEX

No.	Content
1	‘અ’ ને ઓળખો, ઘૂંટો અને લખો.
2	‘આ’ ને ઓળખો, ઘૂંટો અને લખો.
3	‘ઈ’ ને ઓળખો, ઘૂંટો અને લખો.
4	‘ઇ’ ને ઓળખો, ઘૂંટો અને લખો.
5	‘ઉ’ ને ઓળખો, ઘૂંટો અને લખો.
6	‘ઊ’ ને ઓળખો, ઘૂંટો અને લખો.
7	સ્વરને યોગ્ય ચિત્ર સાથે જોડો.
8	ચિત્રનો ખૂટતો મૂળાક્ષર મૂકી શબ્દ પૂરો કરો
9	‘ઋ’ ને ઓળખો, ઘૂંટો અને લખો.
10	‘એ’ ને ઓળખો, ઘૂંટો અને લખો.
11	‘ઐ’ ને ઓળખો, ઘૂંટો અને લખો.
12	‘ઓ’ ને ઓળખો, ઘૂંટો અને લખો.
13	‘ઔ’ ને ઓળખો, ઘૂંટો અને લખો.
14	‘અં’ ને ઓળખો, ઘૂંટો અને લખો.
15	‘અઃ’ ને ઓળખો, ઘૂંટો અને લખો.
16	ચિત્ર ઓળખી યોગ્ય મૂળાક્ષરની ફરતે ગોળ કરો.
17	જુદા પડતા મૂળાક્ષર પર / મૂકો.
18	‘ક’ ને ઓળખો, ઘૂંટો અને લખો.
19	‘ખ’ ને ઓળખો, ઘૂંટો અને લખો.
20	‘ગ’ ને ઓળખો, ઘૂંટો અને લખો.
21	‘ઘ’ ને ઓળખો, ઘૂંટો અને લખો.
22	‘ચ’ ને ઓળખો, ઘૂંટો અને લખો.
23	‘છ’ ને ઓળખો, ઘૂંટો અને લખો.
24	ચિત્રને સાચા મૂળાક્ષર સાથે જોડો.
25	ચિત્રમાંથી ક, ખ, ચ મૂળાક્ષરો શોધી ગોળ કરો.
26	‘જ’ ને ઓળખો, ઘૂંટો અને લખો.
27	‘ઝ’ ને ઓળખો, ઘૂંટો અને લખો.
28	‘ટ’ ને ઓળખો, ઘૂંટો અને લખો.
29	‘ઠ’ ને ઓળખો, ઘૂંટો અને લખો.
30	‘ડ’ ને ઓળખો, ઘૂંટો અને લખો.
31	‘ઢ’ ને ઓળખો, ઘૂંટો અને લખો.
32	સરખા મૂળાક્ષરોને જોડો.
33	ચિત્રનો ખૂટતો મૂળાક્ષર લખો અને શબ્દ પૂરો કરો.
34	‘ણ’ ને ઓળખો, ઘૂંટો અને લખો.
35	‘ત’ ને ઓળખો, ઘૂંટો અને લખો.
36	‘થ’ ને ઓળખો, ઘૂંટો અને લખો.

No.	Content
37	‘દ’ ને ઓળખો, ઘૂંટો અને લખો.
38	‘ધ’ ને ઓળખો, ઘૂંટો અને લખો.
39	‘ન’ ને ઓળખો, ઘૂંટો અને લખો.
40	ચિત્ર પ્રમાણે મૂળાક્ષર શોધો અને ગોળ કરો.
41	‘ણ’ ત, થ, દ, ધ, ન ઓળખો અને તપેલી સાથે જોડો.
42	‘પ’ ને ઓળખો, ઘૂંટો અને લખો.
43	‘ફ’ ને ઓળખો, ઘૂંટો અને લખો.
44	‘બ’ ને ઓળખો, ઘૂંટો અને લખો.
45	‘ભ’ ને ઓળખો, ઘૂંટો અને લખો.
46	‘મ’ ને ઓળખો, ઘૂંટો અને લખો.
47	‘ય’ ને ઓળખો, ઘૂંટો અને લખો.
48	ચિત્રનો સાચો મૂળાક્ષર ઓળખા, બોક્સમાં ટીક કરો.
49	મૂળાક્ષર પ્રમાણે ચિત્રો જોડો.
50	‘ર’ ને ઓળખો, ઘૂંટો અને લખો.
51	‘લ’ ને ઓળખો, ઘૂંટો અને લખો.
52	‘વ’ ને ઓળખો, ઘૂંટો અને લખો.
53	‘શ’ ને ઓળખો, ઘૂંટો અને લખો.
54	‘ષ’ ને ઓળખો, ઘૂંટો અને લખો.
55	‘સ’ ને ઓળખો, ઘૂંટો અને લખો.
56	ચિત્ર પ્રમાણે મૂળાક્ષર ઓળખો અને લખો.
57	ર, લ, વ, શ, ષ, સ માં રંગ પૂરો.
58	‘હ’ ને ઓળખો, ઘૂંટો અને લખો.
59	‘ળ’ ને ઓળખો, ઘૂંટો અને લખો.
60	‘ક્ષ’ ને ઓળખો, ઘૂંટો અને લખો.
61	‘જ્ઞ’ ને ઓળખો, ઘૂંટો અને લખો.
62	ચિત્રને ઓળખો અને શબ્દ પૂરા કરો.
63	હ, ળ, ક્ષ, જ્ઞ લખેલા મૂળાક્ષરને ટોકરીમાં મૂકો.
	Funzone
64	આવ રે વરસાદ
65	તરસ્યો કાગડો
66	ખાટી દ્રાક્ષ
67	માત્રા વગરના શબ્દો અને વાક્યો.
68	૧ થી ૫ અંકોમાં અને શબ્દોમાં.
69	૬ થી ૧૦ અંકોમાં અને શબ્દોમાં.
	Stickers

Glimpse of Gujarati Notebook. ➡



ઓ

ઓ



- 'ઓ' ને ઓળખો, ઘૂંટો અને લખો.

ઓ

ઓ

ઓ

ઓ

ઓ

ઓ

ઓ

ઓ

ઓ

ઓ



Teacher's Sign.

ગુજરાતી ભાષા
સાથે મારો પરિચય-૧





Page No : 27

Date : _____

- 'ઓ' ને ઘૂંટો અને લખો.

ઓ ઓ ઓ ઓ ઓ
ઓ ઓ ઓ ઓ ઓ
ઓ ઓ ઓ ઓ ઓ

✋ સ્વર વાંચો અને ચિત્ર ચોંટાડો.

ઓ

PASTE
THE PICTURE
HERE

ઓજાર

PASTE
THE PICTURE
HERE

ઓશીકું



Teacher's Sign.

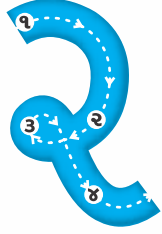
ગુજરાતી ભાષા
સાથે મારો પરિચય-૧





Page No : 28

Date : _____



રમકડાં



રથ



● 'ર' ને ઓળખો, ઘૂંટો અને લખો.

ર

ર

ર

ર

ર

ર

ર

ર

ર

ર



Teacher's Sign.

ગુજરાતી ભાષા
સાથે મારો પરિચય-૧




ખાટી દ્રાક્ષ



એક શિયાળ હતું. તેને ખૂબ ભૂખ લાગી હતી. તેણે દ્રાક્ષના બગીચામાં દ્રાક્ષનાં લૂમખાં લટકતાં જોયાં.

દ્રાક્ષ જોઈને તેના મોંમાં પાણી આવી ગયું. તેણે દ્રાક્ષ ખાવા માટે ઘણી વાર કૂદકા માર્યા પણ તે દ્રાક્ષનાં લૂમખાં સુધી પહોંચી શક્યું નહીં. અંતે તે “આ દ્રાક્ષ તો ખાટી છે !” એમ કહી જતું રહ્યું.



STICKERS



Writing practice and revision of બારાક્ષરી - શબ્દો - વાક્ય - અંકલેખન

Fun zone for story, rhyme and activities for language development.


INDEX*

No.	Content
1	અ થી અ:
2	ચિત્રો જુઓ અને મૂળાક્ષરમાં રંગ પૂરો
3	ક થી જા ધૂંટો અને લખો
4	માત્રા વગરનાં શબ્દો અને વાક્યો
5	કા થી જા ધૂંટો અને લખો
6	આ માત્રાવાળા શબ્દો અને વાક્યો
7	કિ થી જિ ધૂંટો અને લખો
8	ઈ માત્રાવાળા શબ્દો અને વાક્યો
9	કી થી જી ધૂંટો અને લખો
10	ઈ માત્રાવાળા શબ્દો અને વાક્યો
11	કુ થી જુ ધૂંટો અને લખો
12	ઉ માત્રાવાળા શબ્દો અને વાક્યો
13	કૂ થી જૂ ધૂંટો અને લખો
14	ઊ માત્રાવાળા શબ્દો અને વાક્યો
15	કે થી જો ધૂંટો અને લખો
16	એ માત્રાવાળા શબ્દો અને વાક્યો
17	કૈ થી જૈ ધૂંટો અને લખો
18	ઐ માત્રાવાળા શબ્દો અને વાક્યો
19	કો થી જો ધૂંટો અને લખો

No.	Content
20	ઓ માત્રાવાળા શબ્દો અને વાક્યો
21	કૌ થી જૌ ધૂંટો અને લખો
22	ઔ માત્રાવાળા શબ્દો અને વાક્યો
23	કં થી જાં ધૂંટો અને લખો
24	અં માત્રાવાળા શબ્દો અને વાક્યો
25	કઃ થી જઃ ધૂંટો અને લખો
26	અઃ માત્રાવાળા શબ્દો
27	Fun Zone
28	Gujarati Rhyme
29	આવ રે વરસાદ
30	Gujarati Stories
31	ખાટી દ્રાક્ષ
32	ગુજરાતી અંકો ૧ થી ૧૦ શબ્દોમાં ધૂંટો અને લખો
33	શબ્દો (માત્રા વાળા)
34	માત્રાવાળા વાક્યો
35	ચિત્રને તેના નામ સાથે જોડો
36	સરખા સ્વરોને જોડો

*Tentative flow of the content

Preview of Index of other Notebooks. ➡



Writing practice and revision of
स्वर - व्यंजन - अंकलेखन

Fun zone for story, rhyme
and fun activities for
language development.

INDEX

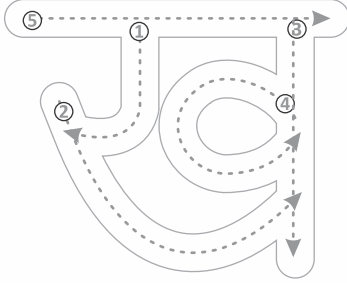
No.	Content
1	'क' को पढ़ो और लिखो ।
2	'ख' को पढ़ो और लिखो ।
3	'ग' को पढ़ो और लिखो ।
4	'घ' को पढ़ो और लिखो ।
5	'च' को पढ़ो और लिखो ।
6	'छ' को पढ़ो और लिखो ।
7	चित्रों को व्यंजन के साथ जोड़ें ।
8	'ज' को पढ़ो और लिखो ।
9	'झ' को पढ़ो और लिखो ।
10	'ट' को पढ़ो और लिखो ।
11	'ठ' को पढ़ो और लिखो ।
12	'ड' को पढ़ो और लिखो ।
13	'ढ' को पढ़ो और लिखो ।
14	चित्रों को देखें नाम बोले और सही स्वर से जोड़ें ।
15	ज, ट, ड और ढ पर करो ।
16	'ण' को पढ़ो और लिखो ।
17	'त' को पढ़ो और लिखो ।
18	'थ' को पढ़ो और लिखो ।
19	'द' को पढ़ो और लिखो ।
20	'ध' को पढ़ो और लिखो ।
21	'न' को पढ़ो और लिखो ।
22	वर्णों को चित्र से जोड़िए ।
23	समान स्वरोंको जोड़ें ।
24	'प' को पढ़ो और लिखो ।
25	'फ' को पढ़ो और लिखो ।
26	'ब' को पढ़ो और लिखो ।
27	'भ' को पढ़ो और लिखो ।
28	'म' को पढ़ो और लिखो ।
29	'य' को पढ़ो और लिखो ।
30	चित्रों को व्यंजन के साथ जोड़ें ।
31	चित्र देखे और सही व्यंजन जोड़ें ।
32	'र' को पढ़ो और लिखो ।
33	'ल' को पढ़ो और लिखो ।
34	'व' को पढ़ो और लिखो ।

No.	Content
35	'श' को पढ़ो और लिखो ।
36	'ष' को पढ़ो और लिखो ।
37	'स' को पढ़ो और लिखो ।
38	व्यंजन को चित्रों के साथ जोड़ें ।
39	समान व्यंजन का अनुरेखण करें ।
40	'ह' को पढ़ो और लिखो ।
41	'क्ष' को पढ़ो और लिखो ।
42	'त्र' को पढ़ो और लिखो ।
43	'ब' को पढ़ो और लिखो ।
44	'श्र' को पढ़ो और लिखो ।
45	'अ' को पढ़ो और लिखो ।
46	'आ' को पढ़ो और लिखो ।
47	'इ' को पढ़ो और लिखो ।
48	'ई' को पढ़ो और लिखो ।
49	'उ' को पढ़ो और लिखो ।
50	'ऊ' को पढ़ो और लिखो ।
51	चित्रों को देखें नाम बोले और सही स्वर से जोड़ें ।
52	समान स्वरोंको जोड़ें ।
53	'ऋ' को पढ़ो और लिखो ।
54	'ए' को पढ़ो और लिखो ।
55	'ऐ' को पढ़ो और लिखो ।
56	'ओ' को पढ़ो और लिखो ।
57	'औ' को पढ़ो और लिखो ।
58	'अं' को पढ़ो और लिखो ।
59	'अः' को पढ़ो और लिखो ।
59	स्वरों को देखें और उसके जैसे स्वर पर बनाएँ ।
60	चित्र के सही स्वरमें रंग भरो ।
	Funzone
61	१ से ५ गिनती
62	६ से १० गिनती
63	तितली को फूल तक पहुंचाइए ।
64	क-श्र अक्षरों को पथ पर अनुरेखण करें ।
65	आज सोमवार है
66	लालची शेर



PAGE NO. : 33

DATE : _____



खटिया



खजूर

‘ख’ को पढ़ो और लिखो ।

ख

ख

ख

ख

ख

ख

ख

ख

.

.

.

.



Teacher's Sign.

हिन्दी भाषा से
मेरा परिचय-1





PAGE NO. : 34

DATE : _____

ख

ख

ख

ख

ख

ख

ख

ख

.

.

.

.

👉 दिये गए शब्द के चित्र चिपकाये ।



PASTE
THE PICTURE
HERE

खटिया

PASTE
THE PICTURE
HERE

खजूर



Teacher's Sign.

हिन्दी भाषा से
मेरा परिचय-1





वर्णों को चित्र से जोड़िए ।



त



थ



न



द



ध



Teacher's Sign.

समान स्वरोंको जोड़ें ।

त •

• ध

द •

• थ

न •

• ण

ण •

• त

थ •

• द

ध •

• न



Teacher's Sign.

हिन्दी भाषा से
मेरा परिचय-1






आज सोमवार है

आज सोमवार है,
चुहे को बुखार है ।
चुहा गया डॉक्टर के पास,
डॉक्टर ने लगाई सुई,
चुहा बोला उई... उई...





Writing practice and revision of
बाहरखड़ी-शब्दो-वाक्यो-अंकलेखन

Fun zone for story, rhyme
and activities for language
development.

INDEX*

No.	Content
1	वर्णमाला
2	स्वर अ से ऋ
3	स्वर ए से अः
4	क् + आ = का
5	क् + इ = कि
6	क् + ई = की
7	क् + उ = कु
8	क् + ऊ = कू
9	क् + ए = के
10	क् + ऐ = कै
11	क् + ओ = को
12	क् + औ = कौ
13	क् + अं = कं

*Tentative flow of the content

Preview of Index of other Notebooks. [➔](#)

Reasons to choose these notebooks.

Best for activity in class.



Best for activity at home.



Writing practice.



3+6



Concept videos for visual learners.

Engaging fun zone.



Stickers for hands on activity.





Unique Notebook Series

with STICKERS - VIDEOS

Notebook for English



MRP : ₹ 150



MRP : ₹ 150



MRP : ₹ 150



MRP : ₹ 160



MRP : ₹ 160

Notebook for Math



MRP : ₹ 140



MRP : ₹ 170



MRP : ₹ 150



MRP : ₹ 125



MRP : ₹ 180

Notebook for Gujarati



MRP : ₹ 170



MRP : ₹ 170

Notebook for Hindi



MRP : ₹ 170



MRP : ₹ 170